

INSTALLATION INSTRUCTION STRIP LIGHT CONTROLLER

TECHNICAL DATA:

MODEL	VT-2431
CONTROL DISTANCE	30M
INPUT VOLTAGE	DC12V~24V
OUTPUT	MAX 12A
RF	2.4GHz
OPERATION TEMPERATURE	-10°C to +40°C
DIMENSION	74.5x36x17mm





INTRODUCTION & WARRANTY

Thank you for selecting and buying V-TAC product. V-TAC will serve you the best. Please read these instructions carefully before starting the installation and keep this manual handy for future reference. If you have any other query, please contact our dealer or local vendor from whom you have purchased the product. They are trained and ready to serve you at the best. The warranty is valid for 2 years from the date of purchase. The warranty does not apply to damage caused by incorrect installation or abnormal wear and tear. The company gives no warranty against damage to any surface due to incorrect removal and installation of the product. The products are suitable for 10-12 Hours Daily operation. Usage of product for 24 Hours a day would void the warranty. This product is warranted for manufacturing defects only.

WARNING!






1. Please make sure to turn off the power before starting the installation.
2. Installation should only be done by a certified electrician.
3. For Indoor use only
4. Please check whether the voltage of the power supply is in accordance with the controller, and please check the connection of both the cathode and anode, otherwise the controller will be broken.
5. Please don't connect wires with power on. Please turn it on again only when it is in the right connection and no short circuit.
6. Please do not use the controller in a place with a wide range of metal areas or strong electromagnetic waves nearby, otherwise, the remote distance will be seriously affected.

 This marking indicates that this product should not be disposed of with other household wastes.

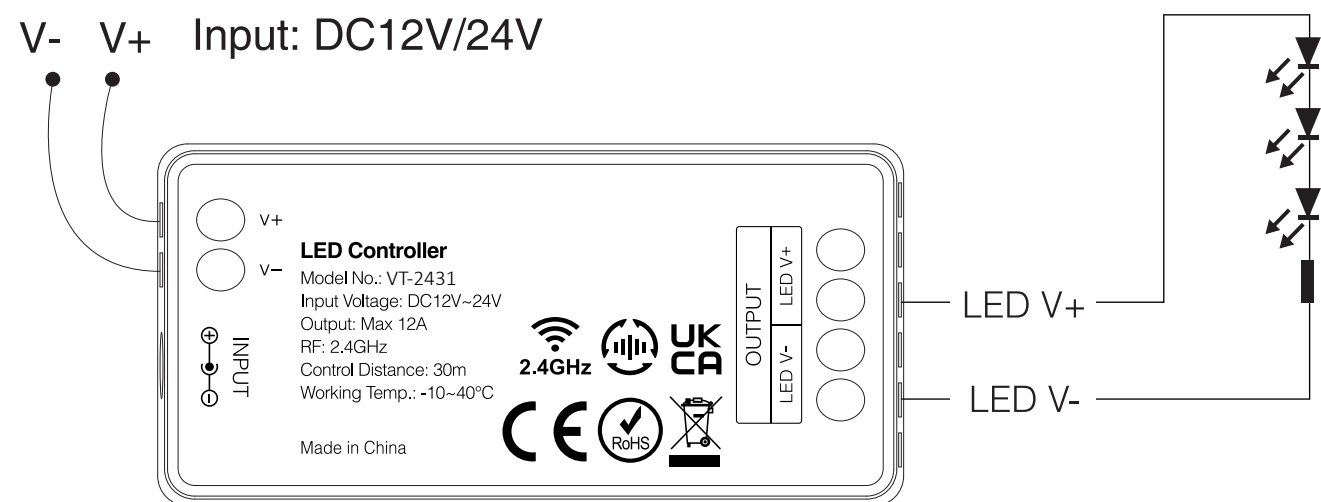
 Caution, risk of electric shock.



FEATURES

-  Dim brightness
-  Smartphone APP control (2.4GHz gateway is needed)
-  2.4G RF wireless transmission technology
-  Support third party voice control (2.4GHz gateway is needed)
-  Remote control Control distance 30m

WIRING DIAGRAM



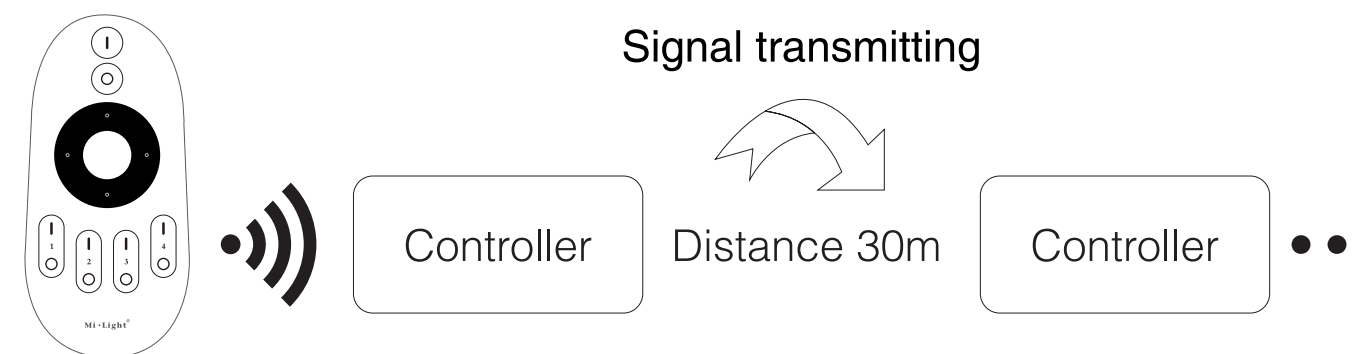
IN CASE OF ANY QUERY/ISSUE WITH THE PRODUCT, PLEASE REACH OUT TO US AT: SUPPORT@V-TAC.EU FOR MORE PRODUCTS RANGE, INQUIRY PLEASE CONTACT OUR DISTRIBUTOR OR NEAREST DEALERS. V-TAC EUROPE LTD. BULGARIA, PLOVDIV 4000, BUL.L.KARAVELOW 9B

 **MULTI-LANGUAGE MANUAL QR CODE**

Please scan the QR code to access the manual in multiple languages.

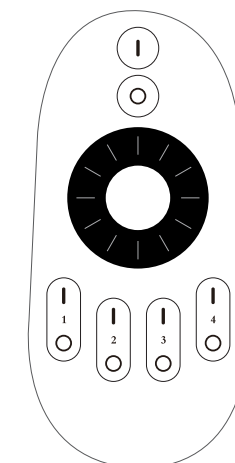
SINGLE TRANSMITTING

One strip controller can transmit the signals from the remote control to another controller within 30m. As long as there is a strip controller within 30m. The remote control distance can be limitless

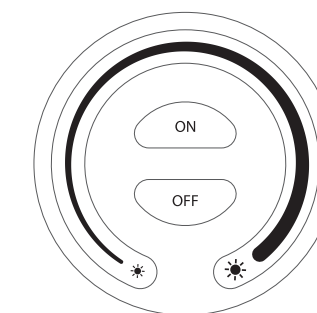


LINKING/UNLINKING

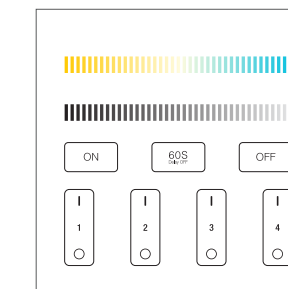
Compatible with the below devices (Not included; available to buy separately)



(SKU: 2918
VT-2436)
(NOT INCLUDED)



(SKU: 2919
VT-2440)
(NOT INCLUDED)



(SKU: 2916
VT-2439)
(NOT INCLUDED)



Light will work after linking with remote control; for more details, please read the remote instruction.

PWM high frequency / low frequency switching

Switch to high frequency (8KHz): on the condition of turning on the light

1. Short press the "OFF" button of the remote control once;
2. Short press the "ON" button 5 times within 3 seconds, the white light blink 2 times quickly, indicating successfully.

Switch to low frequency (500Hz): on the condition of turning off the light

1. Short press the "ON" button of the remote control once;
2. Short press the "OFF" button 5 times within 3 seconds, the white light blink 2 times slowly, indicating successfully.